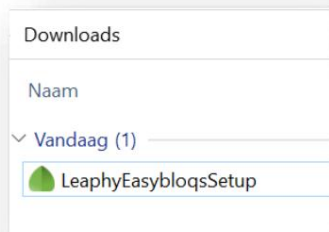


## Leaphy Easybloqs installation instruction

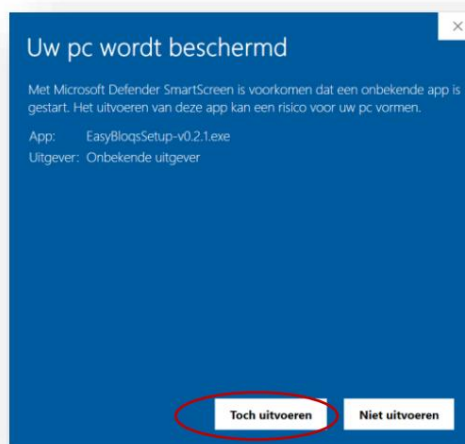
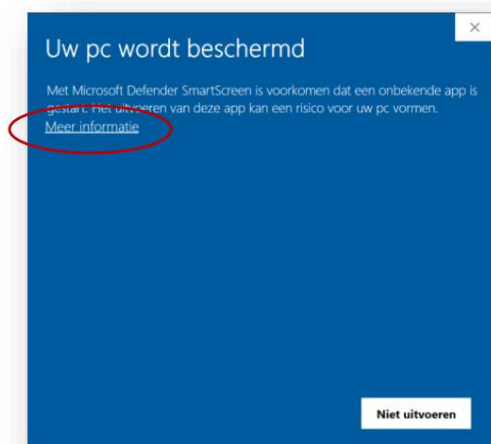
Download the installation package at [www.leaphy.nl/software](http://www.leaphy.nl/software)

Go to the downloaded file in your 'downloads' folder and double click on it. The installation starts.



Do you get this message?

Click on 'more information' and then on 'run anyway'



Still not getting a 'run anyway' button?

Right-click on the downloaded file.

Click on 'Properties' in the menu that appears.

In the pop-up, check the 'unblock' box.

If all went well, the installation will now succeed!



Need Silent Install?

Put "--silent" after the exe of the setup file in the Windows CMD.